


The new Holmenkollen Skijump for Oslo is designed as an ecologic timber frame structure, clad in ETFE pillows. Its organic shape reacts to the prevailing wind direction, providing protection during the downrun.

The ski jump is designed to accommodate top international ski jumping with all the necessary technical functions provided for. Additional facilities are accommodated within the structure allowing out of season use; together with a stunning viewing platform offering extensive views over the city of Oslo.



1



2

// Its organic shape reacts to the prevailing wind direction, providing protection during the downrun //

Holmenkollbakken lies on a small hill/plateau, an exposed area in Holmenkollåsen which rises to the north west of Oslo's centre, about 10 km from Oslo's city hall.

The site situation, topography and vegetation results in the ski jump's inrun being very exposed from most distant viewpoints. The area is also exposed with regards to weather and wind.

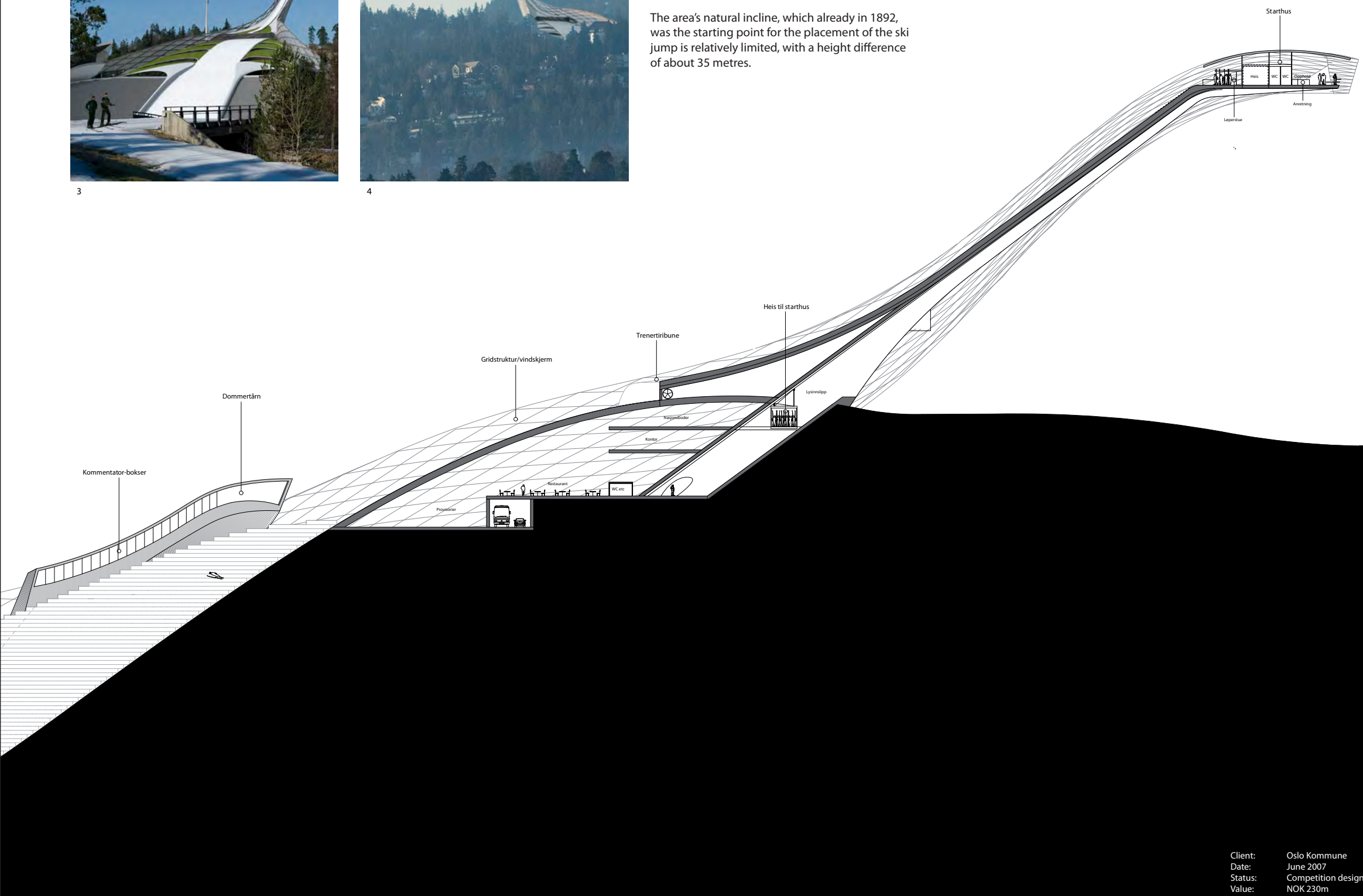
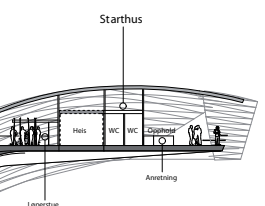
The area's natural incline, which already in 1892, was the starting point for the placement of the ski jump is relatively limited, with a height difference of about 35 metres.



3



4



- Illustrations
- 1/ Rendered masterplan of the ski jumping complex
  - 2/ Perspective view looking towards the start house
  - 3/ View from the bottom of the ski jump
  - 4/ View from the city of Oslo
  - 5/ Long section through the jump